




ARKA

Field Assembled Extrusion- Corner & Surface



- ARKA is a 45° angled LED extrusion with a curved lens
- Produces a wide 130° beam angle for cove lighting applications
- Combine ARKA with WhiteOptics to increase light output between 2-20%

1	2	3	4	5	6
PRODUCT	FINISH	MOUNTING	LENS	WIRE INPUT/OUTPUT	EXTRUSION LENGTH (IN)
				NI	

Sample Part Number: **ARKA-WO-ST-PL-DF-NI-48"**

1	PRODUCT ARKA ARKA-WO WO - WhiteOptics (Internal coating, greater lumen output)	2	FINISH ST Satin BK Black BZ Bronze	3	MOUNTING SST Stainless Steel PL Plastic Clip Refer to following pages for mounting clip option details and provided quantities.
4	LENS DF Diffused PR Polar FR Frosted CL Clear For representation of LED visibility, see Diode Visibility section on following pages. For beam angles, see Photometric Performance section on following pages.	5	WIRE INPUT/OUTPUT NI Not Installed	6	EXTRUSION LENGTH (IN) 1" increments from 1" - 98.43" Tolerance +0.0"/-0.5"

COMPATIBLE LED STRIPS

	STATIC WHITE (SW)	STATIC WHITE INDIVIDUALLY ADDRESSABLE (SW-IA)	STATIC WHITE STANDARD (SD-SW)	STATIC WHITE HIGH EFFICACY (SW-HE)	STATIC WHITE HIGH EFFICACY PLUS (SW-HE+)	STATIC WHITE EXTREME TEMP (SW-XT)	STATIC WHITE DOUBLE ROW (SWDR)	STATIC WHITE DOUBLE ROW HIGH EFFICACY (SWDR-HE)	DYNAMIC WHITE HIGH EFFICACY (DW-HE)	WARM DIM (WD)	STATIC COLOR (SC)	RGB	RGBW	RGBW HIGH EFFICACY (RGBW-HE)
DRY	✓ W/FT: 15, 3.0, 4.0, 5.0		✓ W/FT: 2.0, 4.0, 6.0	✓ W/FT: 15, 3.0, 6.0, 9.0	✓ W/FT: 3.0, 6.0				✓ W/FT: 15, 2.5	✓ W/FT: 6.0	✓ W/FT: 5.0	✓ W/FT: 6.0	✓ W/FT: 6.0	✓ W/FT: 4.0
DMP	✓ W/FT: 15, 3.0, 4.0, 5.0			✓ W/FT: 15, 3.0, 6.0					✓ W/FT: 15, 2.5		✓ W/FT: 5.0	✓ W/FT: 6.0	✓ W/FT: 6.0	✓ W/FT: 4.0
ENC														
WET	✓ W/FT: 15, 3.0, 4.0, 5.0		✓ W/FT: 2.0, 4.0		✓ W/FT: 3.0, 6.0				✓ W/FT: 15, 2.5	✓ W/FT: 6.0	✓ W/FT: 5.0	✓ W/FT: 6.0		✓ W/FT: 4.0

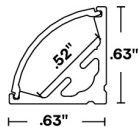
Field modifications must comply with QTL's installation methods otherwise warranty is null & void | Corner/surface mount | Painted end caps match the extrusion finish and have a white painted interior. Satin end caps utilize a metallic paint.



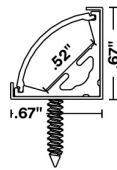
ARKA

Field Assembled Extrusion- Corner & Surface

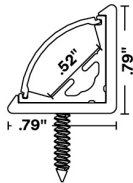
1 PRODUCT - DIMENSIONS



Profile



Profile with stainless steel mounting clip



Profile with plastic mounting clip

WHITEOPTICS® PHOTOMETRICS

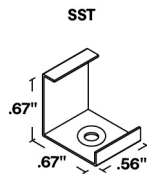
[Calculated L70(6k) - 70000 hours] Tested with SW24/5.0-DRY-30

	ARKA LM/FT		ARKA-WO LM/FT		ARKA-WO Lumen Increase	
	Satin	Black/Bronze	Satin	Black/Bronze	Satin	Black/Bronze
Clear	432	410	439	438	2%	7%
Frosted	426	404	431	425	1%	5%
Polar	391	371	413	408	6%	10%
Diffused	361	320	390	385	8%	20%

2 FINISH



3 MOUNTING

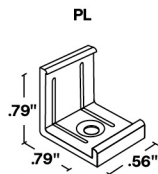


Stainless Steel Clip

2 clips provided for 4' or less; 4 clips provided for greater than 4'

To order separately use SST-03

Each clip comes with a #4 x 5/8" Flat Head SS



Plastic Clip

2 clips provided for 4' or less; 4 clips provided for greater than 4'.

To order separately use PLC-02


Each clip comes with a #4 x 5/8" Flat Head SS













ARKA

Field Assembled Extrusion- Corner & Surface

4 DIODE VISIBILITY



COMPATIBLE ACCESSORIES

HINGE - HMB-M	HINGE - HMB-L	HINGE - HMB-XL	Q-PIVOT	Q-ANGLE	QUOVA-STANDARD	VHB	SHIELD B - Small	SHIELD B - Medium	SD-J-LARGE
									
Adjustable mounting bracket - Medium	Adjustable mounting bracket - Large	Adjustable mounting bracket - XLarge	Small mounting accessory	Adjustable mounting accessory	QUOVA Knife Edge	Double sided mounting tape	For use within extrusions	For use within extrusions	J Mounting Bracket